

Improvement Activity Attestation using the NACOR Dashboard

Individual and Group Reporting


October 2017

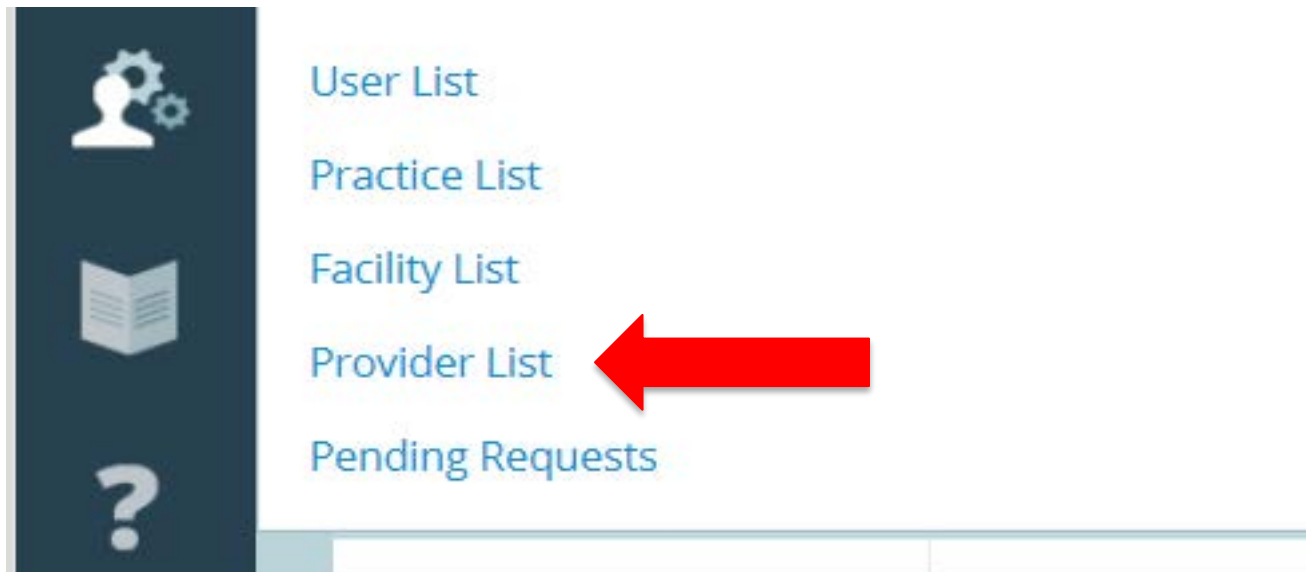
Reporting Improvement Activities

- Select from list of [Improvement Activities supported by AQI](#)
 - o Practice performs activity for 90 days
 - o Practice attests using AQI's NACOR
 - o Practice maintains documentation for 6 years
 - Contact CMS **directly** (qpp@cms.hhs.gov) to verify documentation is sufficient
- **Download:** Exhaustive CMS resources with documentation requirements:
https://qpp.cms.gov/docs/QPP_MIPS_Data_Validation_Criteria.zip
- **REMINDER: YOU ARE ALREADY PERFORMING PSPA_1, PARTICIPATION IN AN AHRQ-LISTED PATIENT SAFETY ORGANIZATION**

Attesting to an Improvement Activity (IA) – Individual Attestation

IA – Individual Attestation

- Attest through the Provider List in the NACOR Dashboard
- Select the User Management Icon 
- Select Provider List



IA – Individual Attestation

- Select a Provider to access the “Edit Provider” Page

Provider List




The screenshot shows a table titled "Provider List" with the following columns: First Name, Last Name, Type, NPI, Billing TIN, Report to CMS, Parent Practice ID, Status, and CPIA Reported. The first row is highlighted in yellow and contains the name "Hubert Kord". A callout box with the text "Click on the provider's name to select" and a downward arrow points to the "Hubert" cell in the "First Name" column.


First Name	Last Name	Type	NPI	Billing TIN	Report to CMS	Parent Practice ID	Status	CPIA Reported
Hubert	Kord	0	2314578650	876543219		003	Enabled	1
John	Smith	3	1234567890			003	Enabled	1

IA – Individual Attestation


- Once you are on the “Edit Provider” Page – scroll to the bottom of the page

Provider List // **Edit Provider** 

Provider Information

Provider NPI * 	Staff Type/Role		
<input type="text" value="2314578650"/>	<input type="text" value="MD-Anesthesia"/>		
First Name	Middle Initial	Last Name	
<input type="text" value="Hubert`"/>	<input type="text" value="Middle Initial"/>	<input type="text" value="Kord"/>	
Billing TIN	Report to CMS for this EP?	ASA Member (ASA Use Only)	ASA Member Number (ASA Use Only)
<input type="text" value="876543219"/>	<input type="radio"/> Yes <input checked="" type="radio"/> No	<input type="radio"/> Yes <input checked="" type="radio"/> No	<input type="text" value="ASA Member Number (ASA)"/>

IA – Individual Attestation

- Edit Provider Page – scroll down to the bottom of the page
- Click on the pencil 

Clinical Practice Improvement Activity Attestation

Click on the pencil icon to attest to CPIA activities for 2017. Use CTRL + click to select multiple activities. To see a complete list of activities from the CMS website, click [here](#).



The screenshot shows a light blue header with the title 'Clinical Practice Improvement Activity Attestation'. Below the title is a paragraph of instructions: 'Click on the pencil icon to attest to CPIA activities for 2017. Use CTRL + click to select multiple activities. To see a complete list of activities from the CMS website, click [here](#).' A small pencil icon is located at the bottom right of the text area. A large red arrow points from the right side of the image towards the pencil icon. Below the text is a large white rectangular area, likely a list of activities.

IA – Individual Attestation

- A list of the Improvement Activities will appear with their ID, name and description

Activity ID	Activity Name	Activity Description
IA_EPA_1	Provide 24/7 access to eligible clinicians or groups who have real-time access to patient's medical record	Provide 24/7 access to MIPS eligible clinicians, groups, or care teams for advice about urgent and emergent care (e.g., eligible clinician and care team access to medical record, cross-coverage with access to medical record, or protocol-driven nurse line with access to medical record) that could include one or more of the following: Expanded hours in evenings and weekends with access to the patient medical record (e.g., coordinate with small practices to provide alternate hour office visits and urgent care); Use of alternatives to increase access to care team by MIPS eligible clinicians and groups, such as e-visits, phone visits, group visits, home visits and alternate locations (e.g., senior centers and assisted living centers); and/or Provision of same-day or next-day access to a consistent MIPS eligible clinician, group or care team when needed for urgent care or transition management
IA_EPA_2	Use of telehealth services that expand practice access	Use of telehealth services and analysis of data for quality improvement, such as participation in remote specialty care consults or teleaudiology pilots that assess ability to still deliver quality care to patients.
IA_EPA_3	Collection and use of patient experience and satisfaction data on access	Collection of patient experience and satisfaction data on access to care and development of an improvement plan, such as outlining steps for improving communications with patients to help understanding of urgent access needs.


IA – Individual Attestation

- Select the activity for which you want to attest
- Click on “Apply”

IA_PSPA_16	Implementation of medication management practice improvements	more of the following: Reconcile and coordinate medications and provide medication management across transitions of care settings and eligible clinicians or groups; Integrate a pharmacist into the care team; and/or Conduct periodic, structured medication reviews.
IA_PSPA_1	Participation in an AHRQ-listed patient safety organization.	Participation in an AHRQ-listed patient safety organization.
IA_PSPA_10	Completion of training and receipt of approved waiver for provision opioid medication-assisted treatments	Completion of training and obtaining an approved waiver for provision of medication-assisted treatment of opioid use disorders using buprenorphine.

1 - 30 of 47 items

« ‹ 1 2 3 4 › »

CANCEL  **APPLY**



IA – Individual Attestation

- Activity will show as complete
- Click “Save” before exiting the provider



Clinical Practice Improvement Activity Attestation

Click on the pencil icon to attest to CPIA activities for 2017. Use CTRL + click to select multiple activities. To see a complete list of activities from the CMS website, click [here](#).

IA – Individual Attestation


- Activity will also show as complete in the CPIA Reported Column

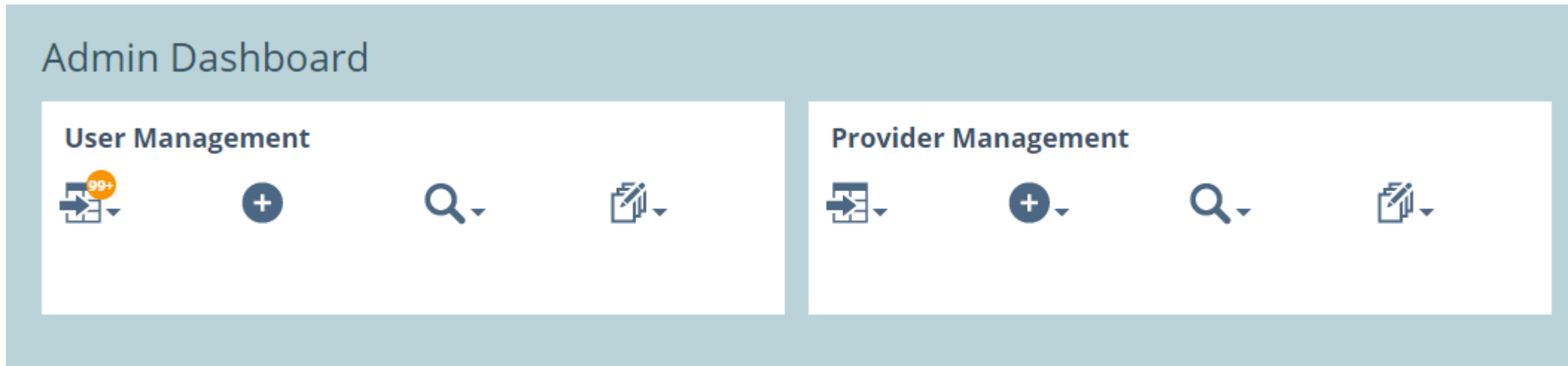


First Name	Last Name	Type	NPI	Billing TIN	Report to CMS	Parent Practice ID	Status	CPIA Reported
...	AQI Demo Practice - 003 (003)
Hubert`	Kord	0	2314578650	876543219		003	Enabled	1
John	Smith	3	1234567890			003	Enabled	1

Attesting to an Improvement Activity (IA) – Group Attestation

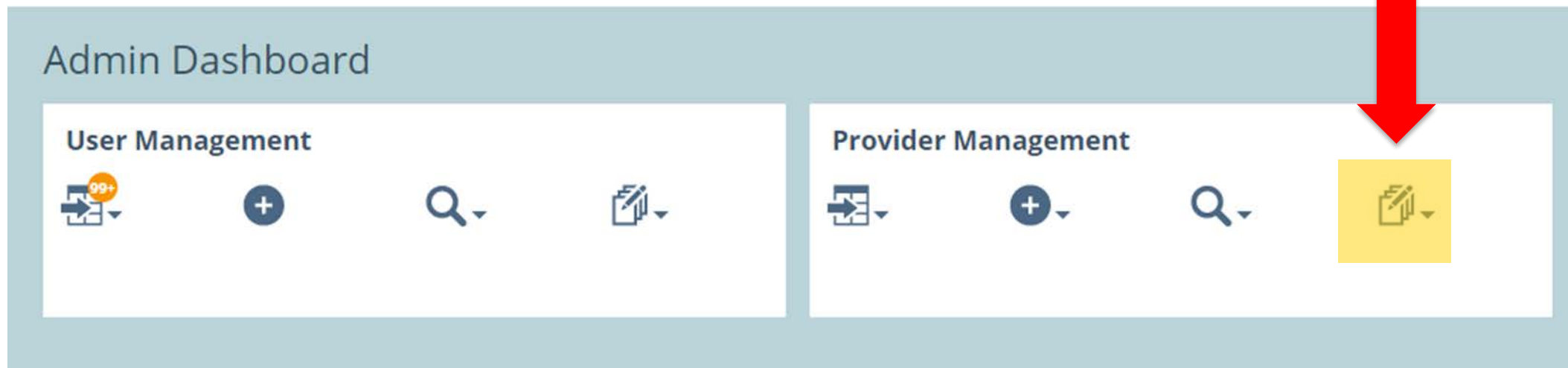
IA – Group Attestation

- Attest through the Provider List in the NACOR Dashboard
- Select the Admin Dashboard Icon 



IA – Group Attestation

- Under Provider Management, click the arrow for the drop down list 



IA – Group Attestation

- Click on “Add CPIA to Providers”

The screenshot displays the Admin Dashboard interface. It is divided into three main sections: User Management, Provider Management, and Other Tools. The User Management section contains icons for a list of users (with a '99+' notification), a plus sign for adding users, a search icon, and a document icon. The Provider Management section contains icons for a list of providers, a plus sign for adding providers, a search icon, and a document icon. A red arrow points to the document icon in the Provider Management section, which has opened a dropdown menu with two options: 'Add CPIA to Providers' (highlighted in yellow) and 'Remove CPIA from Providers'. The Other Tools section is currently empty.

IA – Group Attestation

- Admin Dashboard/Provider List will appear

Admin Dashboard // Provider List

Providers: Selected All Rows Action: Add CPIA to Providers *Select Some Options* **SUBMIT**

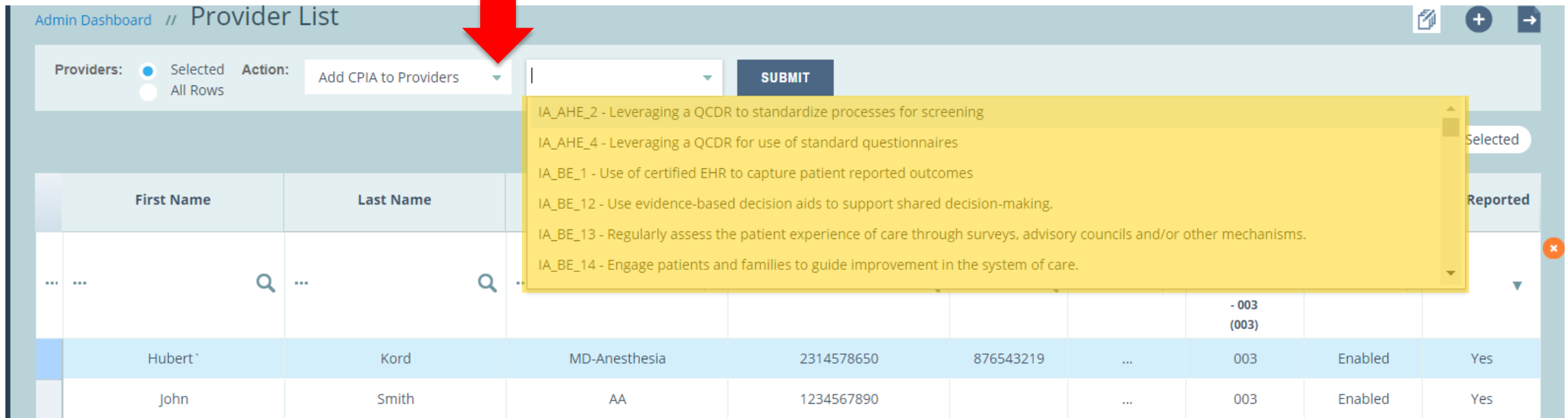
0 Selected

First Name	Last Name	Type	NPI	Billing TIN	Report to CMS	Parent Practice ID	Status	CPIA Reported
...	AQI Demo Practice - 003 (003)	Enabled	...
Hubert	Kord	MD-Anesthesia	2314578650	876543219	...	003	Enabled	Yes
John	Smith	AA	1234567890		...	003	Enabled	Yes

1 - 2 of 2 items

IA – Group Attestation

- Select the drop down menu for the list of Improvement Activities



The screenshot shows the 'Admin Dashboard // Provider List' interface. At the top, there are radio buttons for 'Providers: Selected' (selected) and 'All Rows'. To the right is an 'Action:' dropdown menu currently set to 'Add CPIA to Providers', with a red arrow pointing to it. A 'SUBMIT' button is located to the right of the dropdown. Below this is a table with columns for 'First Name', 'Last Name', and other provider details. A yellow dropdown menu is open, listing several Improvement Activities (IA) with their descriptions:

- IA_AHE_2 - Leveraging a QCDR to standardize processes for screening
- IA_AHE_4 - Leveraging a QCDR for use of standard questionnaires
- IA_BE_1 - Use of certified EHR to capture patient reported outcomes
- IA_BE_12 - Use evidence-based decision aids to support shared decision-making.
- IA_BE_13 - Regularly assess the patient experience of care through surveys, advisory councils and/or other mechanisms.
- IA_BE_14 - Engage patients and families to guide improvement in the system of care.

First Name	Last Name	Specialty	... (ID)	... (ID)	... (ID)	... (ID)	... (ID)	Enabled	Reported
Hubert	Kord	MD-Anesthesia	2314578650	876543219	...	003	003	Enabled	Yes
John	Smith	AA	1234567890	003	003	Enabled	Yes

IA – Group Attestation

- Select the Improvement Activity for which you want to attest

Admin Dashboard // Provider List

Providers: Selected All Rows Action: Add CPIA to Providers

IA_PSPA_1 - Participation in an AHRQ-listed patient safety organization. [X] [v]

SUBMIT

0 Selected

First Name	Last Name	Type	NPI	Billing TIN	Report to CMS	Parent Practice ID	Status	CPIA Reported
...	AQI Demo Practice - 003 (003)	Enabled	...
Hubert	Kord	MD-Anesthesia	2314578650	876543219	...	003	Enabled	Yes
John	Smith	AA	1234567890		...	003	Enabled	Yes

IA – Group Attestation

- Select the providers for whom you wish to attest, then click submit

Admin Dashboard // Provider List

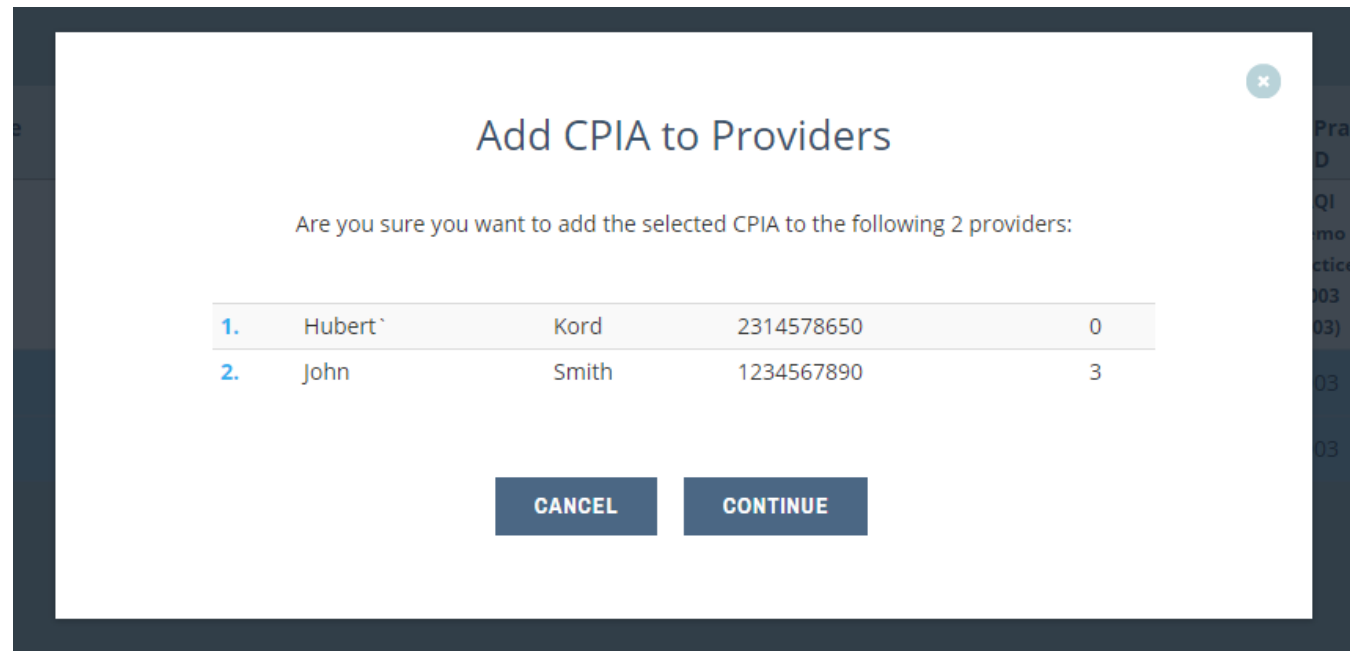
Providers: Selected All Rows Action: Add CPIA to Providers IA_AHE_2 - Leveraging a QCDR to standardize processes for screening [SUBMIT]

2 Selected

First Name	Last Name	Type	NPI	Billing TIN	Report to CMS	Parent Practice ID	Status	CPIA Reported
Hubert	Kord	MD-Anesthesia	2314578650	876543219	...	AQI Demo Practice - 003 (003)	Enabled	Yes
John	Smith	AA	1234567890	003	Enabled	Yes

IA – Group Attestation

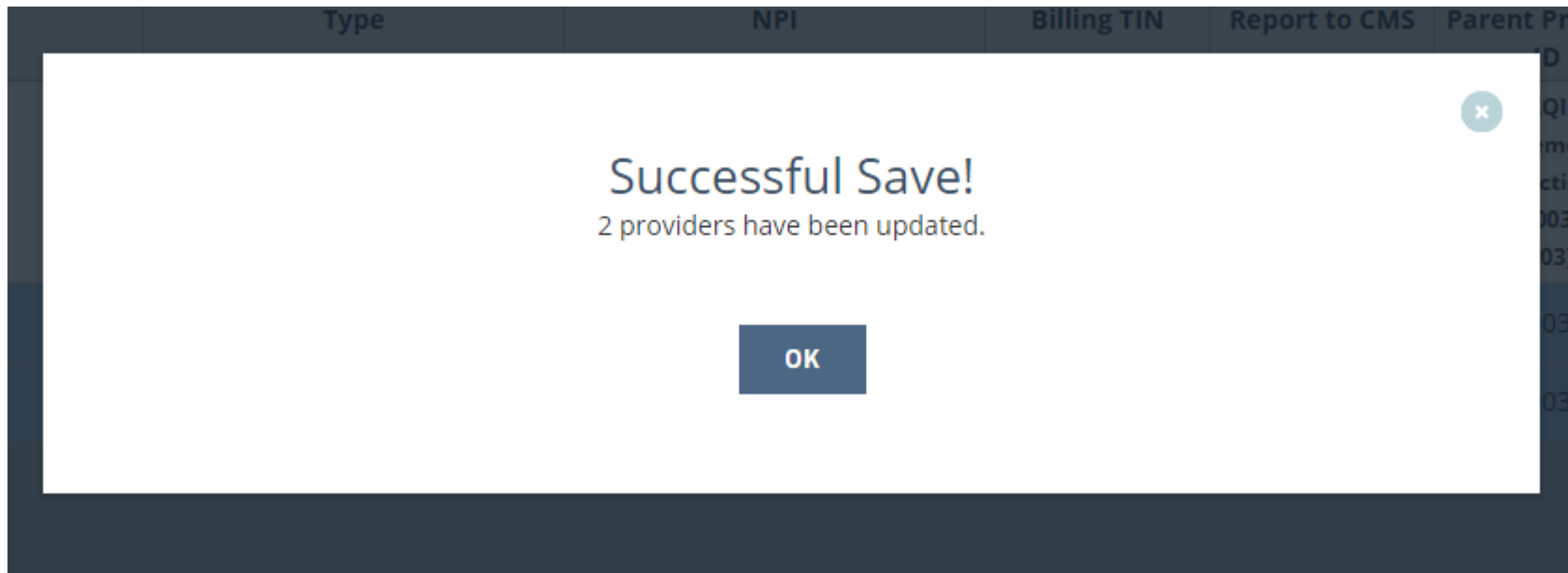
- The following screen will appear:



- If the information is correct, select “Continue.” If not, select “Cancel.”

IA – Group Attestation

- If you selected “Continue” on the previous screen this message will appear.



IA – Individual Attestation

- Activity will also show as complete in the CPIA Reported Column

Provider List

First Name	Last Name	Type	NPI	Billing TIN	Report to CMS	Parent Practice ID	Status	CPIA Reported
...	AQI Demo Practice - 003 (003)
Hubert`	Kord	0	2314578650	876543219		003	Enabled	1
John	Smith	3	1234567890			003	Enabled	1