

2017 Partial Year Reporting – Selecting your 90 Days in the NACOR Dashboard

November 2017

MIPS PACE – Partial Year Reporting (Consecutive 90 days)

If your practice selected Partial year reporting for 2017 MIPS, you can select your 90 day period on your Practice Page within the NACOR dashboard.

NACOR Dashboard Log-In Screen

<https://aqi.arbormetrix.com>

Anesthesia Quality Institute 

[Login](#)

Login

USER NAME

PASSWORD

[Forgot Password ?](#)

Request Access

Don't have a username and password? Please click the link below to request an account.


POWERED BY



Welcome to the AQI NACOR Reporting Platform!


The AQI NACOR platform has been updated for 2017 to add capabilities on top of the current robust and real-time reporting, analytics, and benchmarking features:

- An interface to capture and report on Clinical Practice Improvement Activities (CPIA)
- Live MIPS dashboards to help understand your performance and its underlying drivers
- Updated CMS measures for program year 2017
- New NACOR outcomes report



File Uploads

AQI has introduced a new data submission process through ePreop that went into effect July 10, 2017. All NACOR participants and vendors must upload complete (merged and formatted) data files to the new data submission portal. Your practice/vendor should have received email instructions with your new FTP account information. AQI's previous FTP server was locked down in June 2017. For assistance with ftp login credentials, file upload and file feedback reports, email nacorsupport@arbormetrix.com.

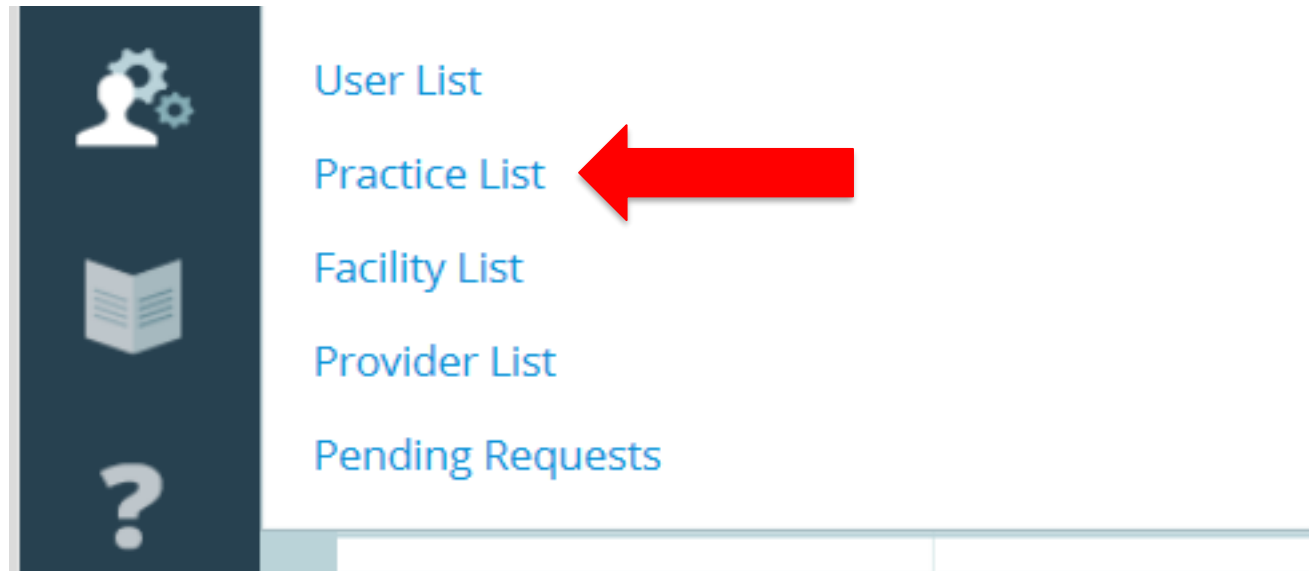


Help Desk Tickets

Support requests and questions submitted within NACOR or via email will be acknowledged and reviewed within one business day. Requests for access to the site or vendor setup are typically resolved within one business day. Inquiries about the status of a file upload, data quality issues, or report questions or discrepancies may require additional research, so please allow up to three business days for a more detailed response.

Selecting your MIPS PACE – Partial Year (Consecutive 90 Days)

- Select the User Management Icon
- Select Practice List

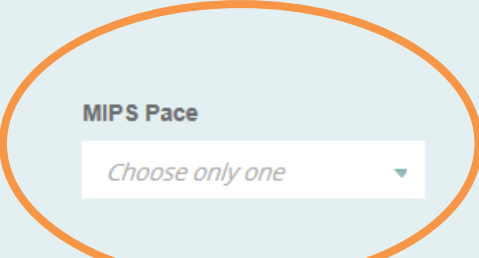


Selecting your MIPS Pace

Scroll Down to Quality Reporting

Quality Reporting


2016 ASA Quality Reporting Option *	2017 ASA Quality Reporting Option *	Quality Concierge *	MIPS Pace
DECLINE ASA Quality Repi ▾	QR - Individual Reporting ▾	No ▾	Choose only one ▾





Find MIPS Pace and click on the drop down and select Partial Year

Quality Reporting

2016 ASA Quality Reporting Option *	2017 ASA Quality Reporting Option *	Quality Concierge *	MIPS Pace
DECLINE ASA Quality Repi ▾	QR - Individual Reporting ▾	No ▾	Partial Year ▾

Partial Year Start Date 



Partial Year End Date 



Entering the date ranges

- If selecting MIPS Partial Year, the partial year start date and partial year end date must be designated in the NACOR practice dashboard.
- The date range should reflect the *start and end dates of your data files.*

Quality Reporting

2016 ASA Quality Reporting Option *	2017 ASA Quality Reporting Option *	Quality Concierge *	MIPS Pace
DECLINE ASA Quality Rep. ▾	QR - Individual Reporting ▾	No ▾	Partial Year ▾
Partial Year Start Date	Partial Year End Date		
10/2/2017 	12/31/2017 		

- Click Save  at the top right corner of the page when you are finished.